

SCORPIUS GO 430

The Scorpius GO 430 is the big brother of the Scorpius GO family and features a substantial upgrade in the lumens department. This no-frills, easy to use heavy-duty work light comes into its own in industries such as construction, forestry, agriculture, and material handling. Just like the rest of its siblings, the Scorpius GO 430 has a square form factor, pedestal or pendulum mounting, and three light pattern options. The Scorpius GO 430 produces zero emissions (EMC CISPR 25 class 5) and its light output is 3000 lumens.



Not all products are available in all markets. During continuous improvement specifications and design are changing. All values are nominal values. Illustrations do not necessarily show the design of every version and some features are version specific. The lumens output varies depending on lens colour.

TECHNICAL DATA

Theoretical Lumens Output	4800 lm	Vibration	8Grms 24-2000Hz
Operational Lumens Output	3000 lm	Lens	Grilamid® (registered trademark of EMS-GRIVORY)
Colour Temperature	5000 K	Body / Housing	Aluminium
Nominal Voltage DC	12 V 24 V	Weight	0.79 kg
Input Voltage DC	9 - 16 V 18 - 32 V	IP Rating	IP68, IP6K9K
Power Consumption	44 W	Salt Spray Test	ISO 9227 240H
Nominal Current at	24V=1.5A, 12V=2.8A	EMC	CISPR 25 Class 5, EN12895, ISO 13766, ISO 14982, ISO 7637-2
Connector	Built-in Deutsch DT-2 (2-pin)	Operating Temperatures	-40°C... +85°C (Full Power) -40°C... +50°C
Mount	Single Bolt M8	Electronics	Isolated
Shock	60G	Part Numbers	High Beam: 988-296B, Flood: 988-294B, Wide Flood: 988-295B

CONNECTORS



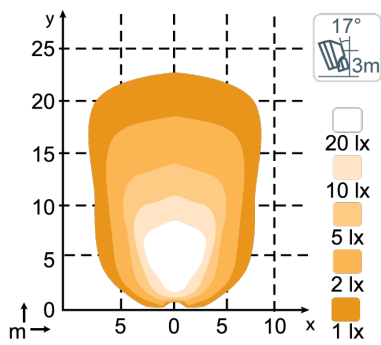
Built-in Deutsch DT-2 (2-pin)

KEY FEATURES

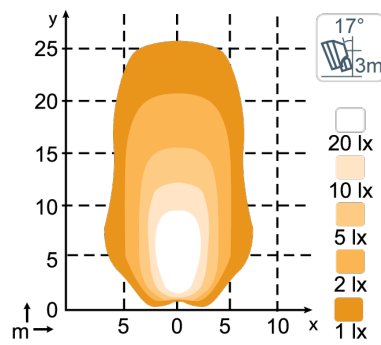
- Dimmable & Cost-effective all-rounder
- Operational lumens output: 3000lm
- Pure performance in a compact design

LIGHT PATTERNS

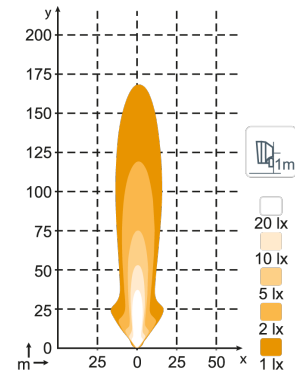
**Scorpius GO 430, 3000lm
Wide Flood**



**Scorpius GO 430, 3000lm
Flood**



**Scorpius GO 430, 3000lm
High Beam**



DRAWINGS

