



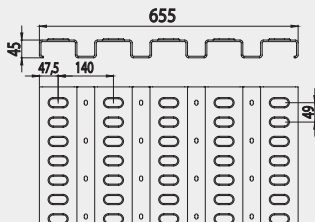

Lochbleche LBL

Decking sheets LBL

Selbsttragende Lochbleche *Self-supporting perforated sheets*

System LOHR, 5-Loch
LOHR system, 5-hole

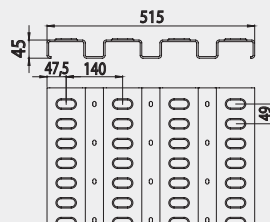

R99 0115/4
R20 0115/4
R23 0115/4



Selbsttragende Lochbleche *Self-supporting perforated sheets*

System LOHR, 4-Loch
LOHR system, 4-hole

R95 0851/4
R23 0851/4



Tragkraft-Tabelle *Carrying load table*

Art.-Nr. Code no.	Stützweite span 500 mm	Stützweite span 750 mm	Stützweite span 1000 mm	Stützweite span 1250 mm	Stützweite span 1500 mm	Stützweite span 1750 mm
R95 0851/4	3600 kg	2200 kg	1600 kg	1000 kg	700 kg	600 kg
R23 0851/4	3600 kg	2200 kg	1600 kg	1000 kg	700 kg	600 kg
R99 0115/4	4600 kg	2800 kg	2000 kg	1300 kg	900 kg	700 kg
R20 0115/4	4600 kg	2800 kg	2000 kg	1300 kg	900 kg	700 kg
R23 0115/4	1900 kg	1200 kg	850 kg	650 kg	450 kg	300 kg

Radlast verteilt auf 200 x 200 mm Lastfläche
Wheel load distributed across 200 x 200mm